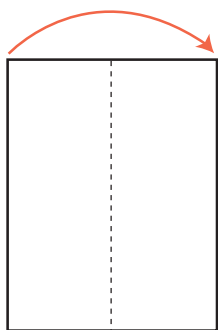
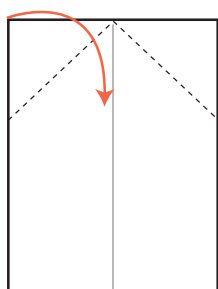


# How to fold a paper airplane



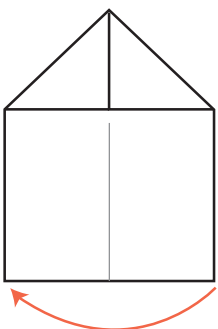
## STEP 1

Fold a sheet of  $8\frac{1}{2}$ -by-11 paper in half lengthwise. Unfold to create a crease.



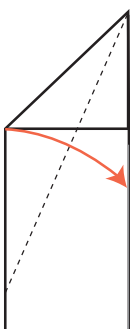
## STEP 2

Fold the top corners down to the center fold.



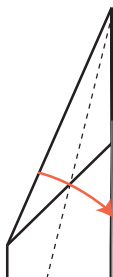
## STEP 3

Fold the Airplane in half. (Flaps should be on the outside)



## STEP 3

Fold the point to the center line. Then flip the plane over and repeat with the other side.



## STEP 4

Fold the edge of the wing down to the crease. Repeat with the other side.

